

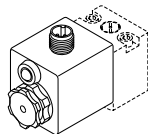
Solenoid Operators - CNOMO

**Technical data -
Solenoid operators, coil combinations**

	NC Normal Operator with 22 x 30 standard coil	NC Normal Operator with 30 x 30 standard coil
Working pressure	0 to 10 bar	0 to 10 bar
Ambient temperature	-10°C to 60°C *	-10°C to 60°C *
Power (DC)	4.8W	2.7W
Power (AC)	8.5VA	4.9VA
Voltage tolerance	+/-10%	+/-10%
Duty cycle	100%	100%
Insulation class	F	F
Electric connection	B Industrial	DIN 43650A
Protection	IP65	IP65
Approval		UL/CSA
Working media	All neutral media such as compressed air	

* Limited to 50°C if use with 100% duty cycle

Solenoid Coils with M12 Connection



Voltage	Order code	Weight (Kg)
Direct current		
24VDC	P2FC6449	0.065

Transients

Interrupting the current through the solenoid coil produces momentary voltage peaks which, under unfavourable conditions, can amount to several hundred times the rated operating voltage. Normally, these transients do not cause problems, but to achieve the Maximum life of relays in the circuit (and particularly of transistors, thyristors and integrated circuits) it is desirable to provide protection by means of voltage-dependent resistors (varistors). All connectors/cable plugs EN175301-803 with LED's include this type of circuit protection.

Materials

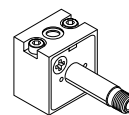
Pilot Valve

Body:	Polyamide
Armature tube:	Brass
Plunger & core:	Corrosion resistant Cr-Ni steel
Seals:	Fluorocarbon
Screws:	Stainless steel

Coil

Encapsulation material:	Thermoplastic as standard Duroplast for M12 connection
-------------------------	-----------------------------------------------------------

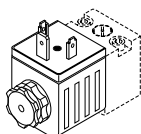
**Spare Base Solenoid Pilot Operator
CNOMO NC**



Description	Order code non-lock manual override	Weight (Kg)
Standard Duty	P2FP23N4B	0.065
No Override	P2FP23N4A	0.065

Note: Solenoid pilot operators are fitted to the Global range. Order the above part numbers for spares. The operators are supplied with mounting screws and interface 'O' rings. Coils and connectors must be ordered separately.

Solenoid Coils with DIN A or Industrial B Connection



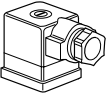
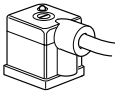
Voltage	22mm x 30mm Order code B industrial standard	Weight (Kg)	30mm x 30mm Order code DIN 43650A standard	Weight (Kg)
Direct current				
24VDC	P2FCB449	0.093	P2FCA449	0.105
Alternative current				
110V 50Hz, 120V 60Hz	P2FCB453	0.093	P2FCA453	0.105

Most popular.

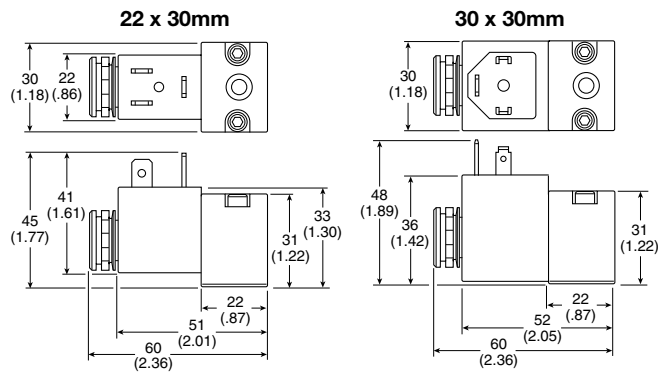


Global Modular Air Preparation Products
Particulate Filters
Coalescing Filters
Regulators
Filter / Regulators
Lubricators
Combinations
Electronic Proportional
Soft Start / Dump Valves
Solenoid Operators
Accessories Flow Charts

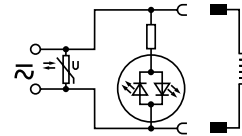
Solenoid Connectors / Cable Plugs EN175301-803

	Description	Order code 22mm Form B Industrial	Order code 30mm Form A DIN 43650A
	With standard screw	PS2429BP	PS2028BP
	With LED and protection 24VAC/DC	PS243079BP	PS203279BP
	With LED and protection 110VAC	PS243083BP	PS203283BP
	With cable	PS2429JBP	PS2028JCP
	Standard with 2m cable IP65	PS2429JBP	PS2028JCP
	24VAC/DC, 2m cable LED and protection IP65	PS2430J79BP	PS2032J79CP
	110VAC/DC, 2m cable LED and protection IP65	PS2430J83BP	PS2032J83CP

Solenoid coil dimensions mm (inches)



Electrical schematics

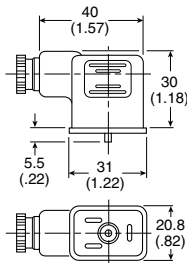


PS243079BP	PS203279BP
PS2430J79BP	PS2032J79CP
PS243083BP	PS203283BP
PS2430J83BP	PS2032J83CP
PS294679BP	PS294683BP
PS2946J79BP	PS2946J83BP

Cable plug dimensions mm (inches)

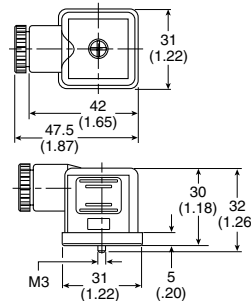
22mm Form B Industrial
Cable plugs

PS2429BP



30mm DIN 43650A
Cable plugs

PS2028BP



 Most popular.